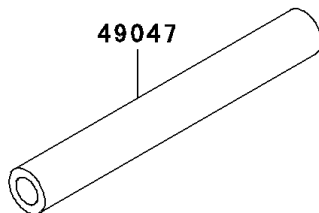
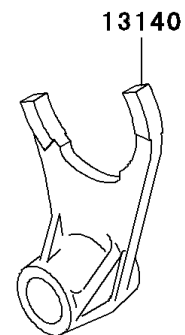
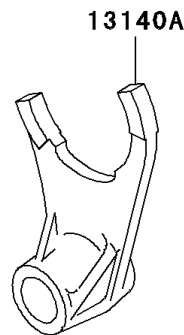
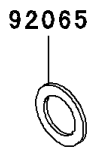
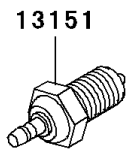
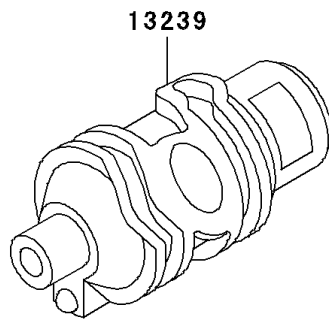
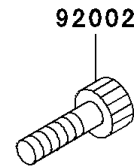
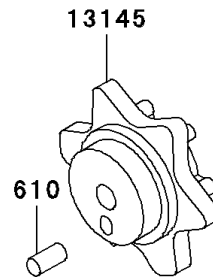
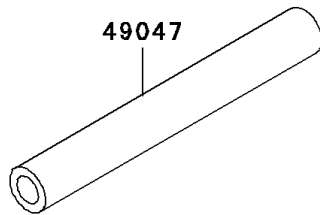
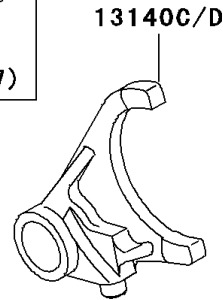
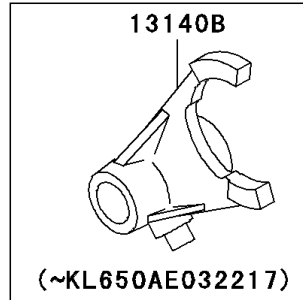


2000 KLR650

PARTS DIAGRAM

Gear Change Drum/Shift Fork(s)

E1362



2000 KLR650

PARTS LIST

Gear Change Drum/Shift Fork(s)

ITEM NAME	PART NUMBER	QUANTITY
ROLLER,4X10 (Ref # 610)	610A0410	1
FORK-SHIFT,LOW (Ref # 13140)	13140-1023	1
FORK-SHIFT,2ND&3RD (Ref # 13140A)	13140-1024	1
FORK-SHIFT,4TH&TOP (Ref # 13140C)	13140-1257	1
CAM-CHANGE DRUM (Ref # 13145)	13145-1051	1
SWITCH-COMP,NEUTRAL (Ref # 13151)	13151-1080	1
DRUM-ASSY-CHANGE (Ref # 13239)	13239-1103	1
ROD-SHIFT,L=93.7 (Ref # 49047)	49047-1003	2
BOLT,SOCKET,6X25 (Ref # 92002)	92002-1696	1
GASKET,10.5X16X1,DRAIN PLUG (Ref # 92065)	92065-058	1