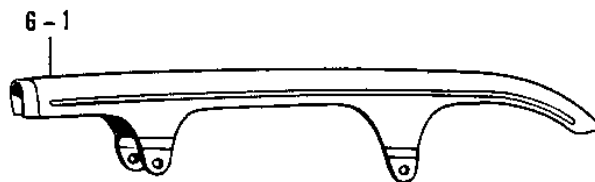
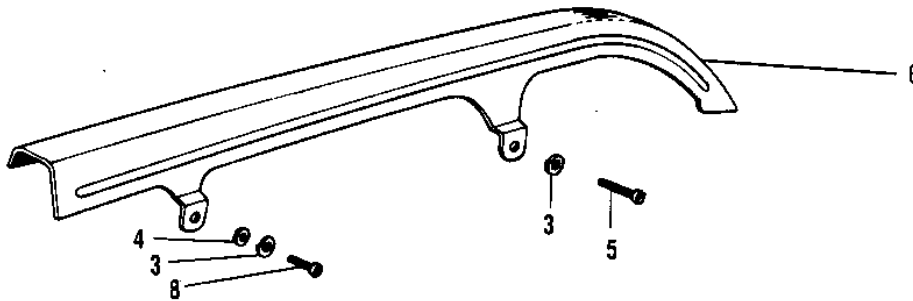
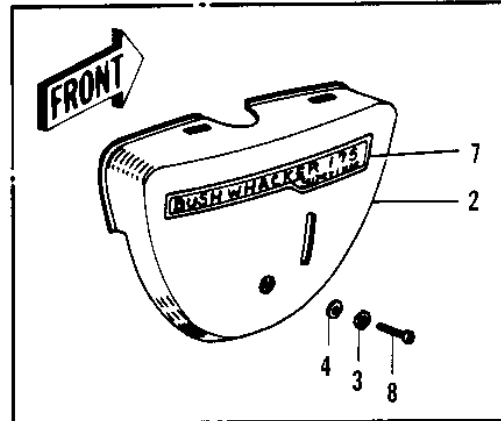
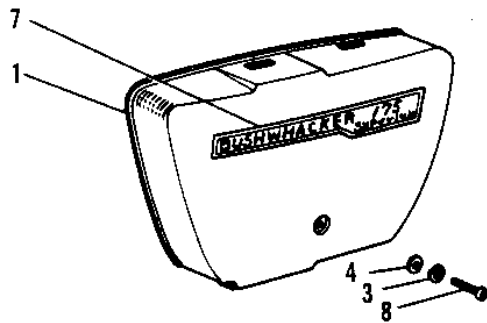


# 1968 Bushwhacker

## PARTS DIAGRAM

### SIDE COVERS/CHAIN COVER



# 1968 Bushwhacker

## PARTS LIST

### SIDE COVERS/CHAIN COVER

ITEM NAME	PART NUMBER	QUANTITY
COVER L.H SIDE SILVER (Ref # 1)	36001-019-14	
COVER,RH SIDE,SILVER (Ref # 2)	36007-020-1W	
WASHER SPRING 6MM (Ref # 3)	461F0600	
WASHER PLAIN 6MM (Ref # 4)	410B0600	
SCREW PAN HEAD 6X16 (Ref # 5)	220E0616	
CASE-CHAIN (Ref # 6)	36014-018	
CASE-CHAIN (Ref # 6-1)	36014-026	
EMBLEM SIDE COVER (Ref # 7)	56018-008	
SCREW PAN HEAD 6X10 (Ref # 8)	220E0610	