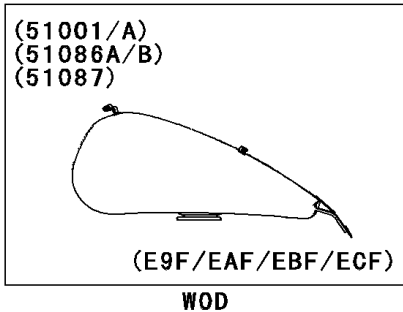
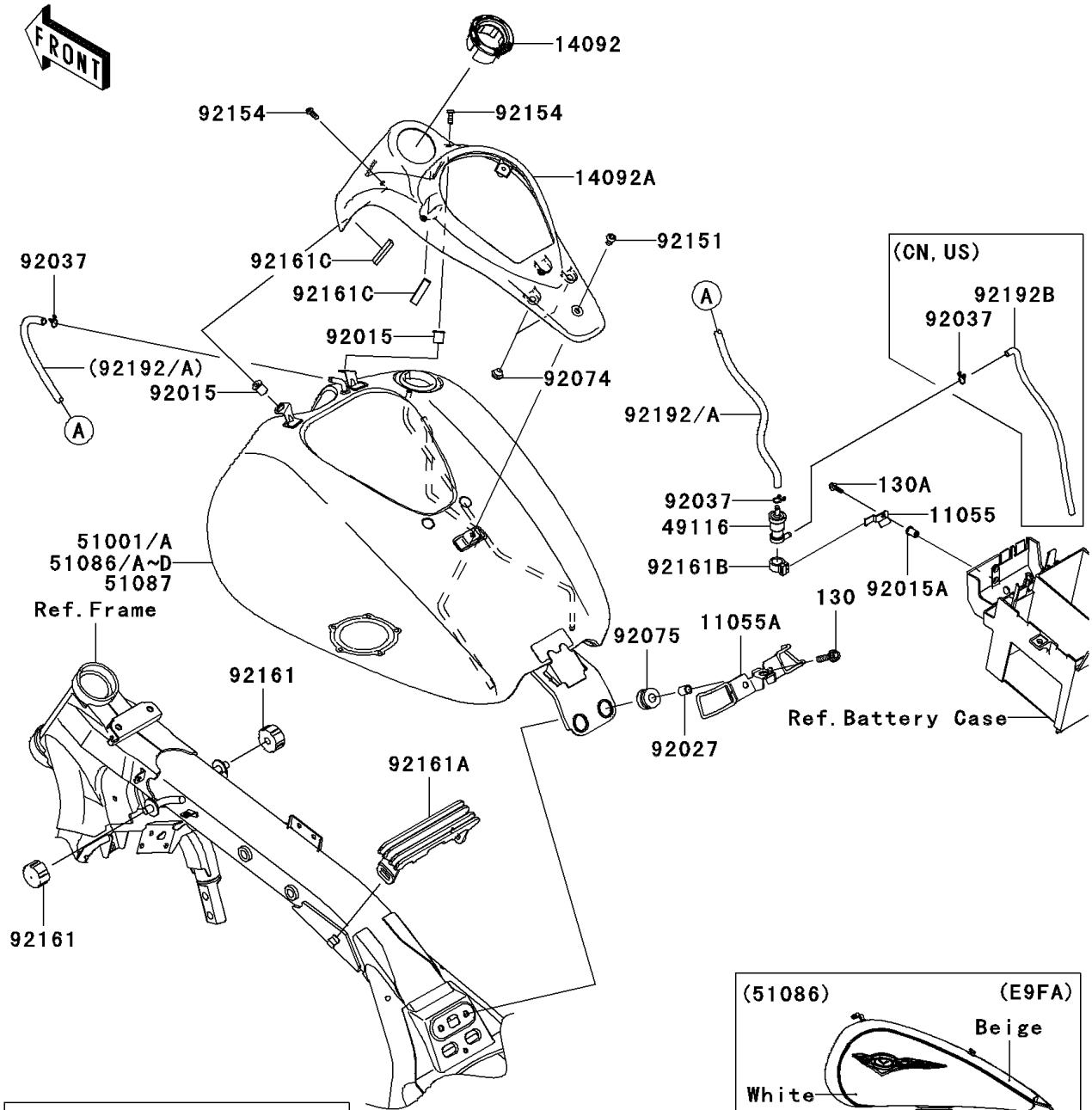


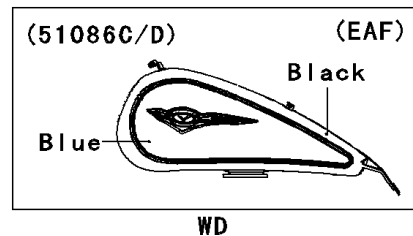
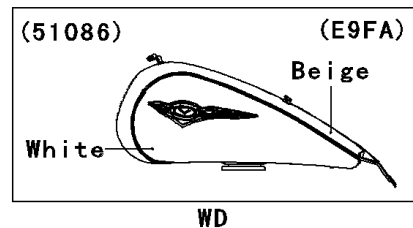
2011 VULCAN® 1700 CLASSIC PARTS DIAGRAM

Fuel Tank

F2410



(51001)	Ebony
(51001A)	Black
(51086A)	Ebony
(51086B)	Black
(51087)	Ebony



2011 VULCAN® 1700 CLASSIC PARTS LIST

Fuel Tank

ITEM NAME	PART NUMBER	QUANTITY
BRACKET,CHECK VALVE (Ref # 11055)	11055-1512	1
BRACKET,SEAT (Ref # 11055A)	11055-1552	1
COVER,IGNITION SWITCH (Ref # 14092)	14092-0046	1
COVER,METER (Ref # 14092A)	14092-0117	1
VALVE-ASSY,CHECK (Ref # 49116)	49116-0014	1
NUT (Ref # 92015)	92015-1700	1
NUT,WELL,5MM (Ref # 92015A)	92015-1757	1
COLLAR,8.8X12X17 (Ref # 92027)	92027-034	1
PLUG,7X2 (Ref # 92074)	92074-028	1
DAMPER (Ref # 92075)	92075-1736	1
BOLT,SOCKET,6X10 (Ref # 92151)	92151-1449	1
BOLT,SOCKET,6X16 (Ref # 92154)	92154-0242	1
DAMPER,FUEL TANK (Ref # 92161)	92161-0293	1
DAMPER,FUEL TANK (Ref # 92161A)	92161-0577	1
DAMPER,CHECK VALVE (Ref # 92161B)	92161-0744	1
DAMPER,TANK COVER (Ref # 92161C)	92161-0804	1
BOLT-FLANGED,8X30 (Ref # 130)	130BA0830	1
BOLT-FLANGED,5X16 (Ref # 130A)	130BB0516	1
TANK-COMP-FUEL,EBONY (Ref # 51001)	51001-0308-H8	1
TANK-COMP-FUEL,EBONY (Ref # 51086A)	51086-5222-H8	1
CLAMP,TUBE (Ref # 92037)	92037-147	2
TUBE,5X10X980 (Ref # 92192)	92192-0829	1
TUBE,5X10X980 (Ref # 92192A)	92192-0830	1
TUBE (Ref # 92192B)	92192-0837	1