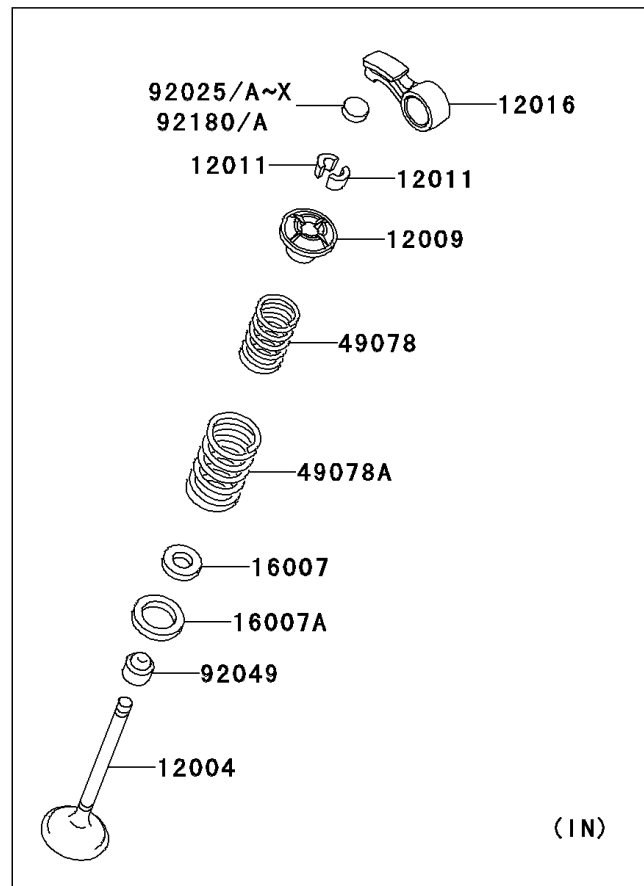
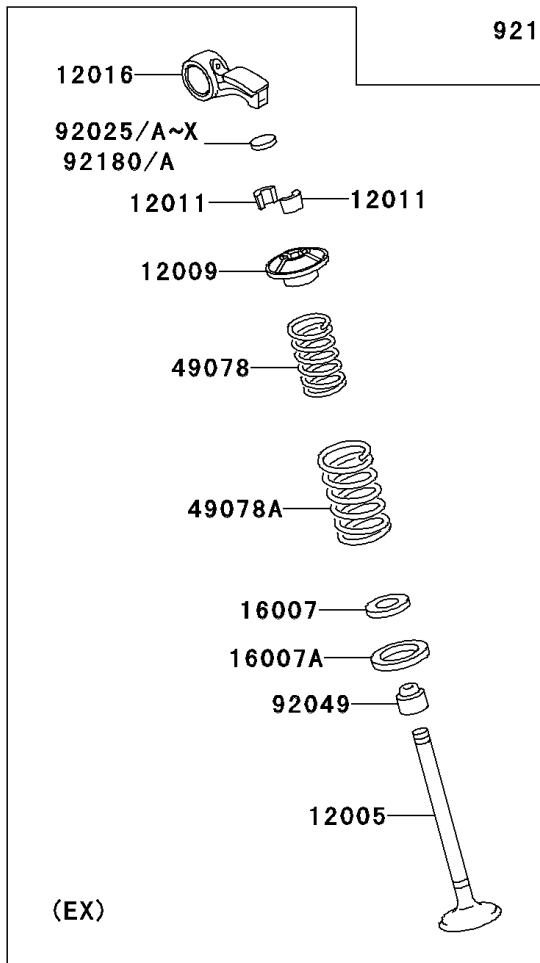
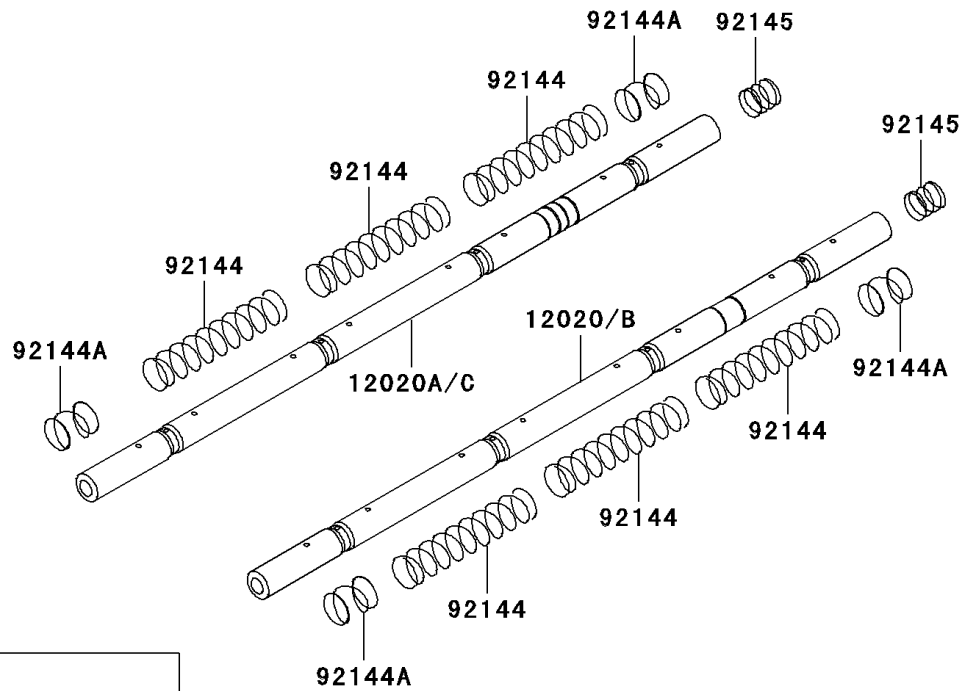


2003 ZZR1200 PARTS DIAGRAM

Valve(s)

E1210



2003 ZZR1200 PARTS LIST

Valve(s)

ITEM NAME	PART NUMBER	QUANTITY
VALVE-INTAKE (Ref # 12004)	12004-1115	1
VALVE-EXHAUST (Ref # 12005)	12005-1240	1
RETAINER-VALVE SPRING (Ref # 12009)	12009-1058	1
COLLET (Ref # 12011)	12011-1051	1
ARM-ROCKER (Ref # 12016)	12016-1134	1
SHAFT-ROCKER,INTAKE (Ref # 12020)	12020-1062	1
SHAFT-ROCKER,EXHAUST (Ref # 12020A)	12020-1063	1
SEAT-SPRING,12.1X16.2X0.5 (Ref # 16007)	16007-1177	1
SEAT-SPRING,17.5X23.8X0.5 (Ref # 16007A)	16007-1178	1
SPRING-ENGINE VALVE,INNER (Ref # 49078)	49078-1089	1
SPRING-ENGINE VALVE,OUTER (Ref # 49078A)	49078-1090	1
SHIM,T=2.00 (Ref # 92025)	92025-1870	1
SHIM,T=2.05 (Ref # 92025A)	92025-1871	1
SHIM,T=2.10 (Ref # 92025B)	92025-1872	1
SHIM,T=2.15 (Ref # 92025C)	92025-1873	1
SHIM,T=2.20 (Ref # 92025D)	92025-1874	1
SHIM,T=2.25 (Ref # 92025E)	92025-1875	1
SHIM,T=2.30 (Ref # 92025F)	92025-1876	1
SHIM,T=2.35 (Ref # 92025G)	92025-1877	1
SHIM,T=2.40 (Ref # 92025H)	92025-1878	1
SHIM,T=2.45 (Ref # 92025I)	92025-1879	1
SHIM,T=2.50 (Ref # 92025J)	92025-1880	1
SHIM,T=2.55 (Ref # 92025K)	92025-1881	1
SHIM,T=2.60 (Ref # 92025L)	92025-1882	1
SHIM,T=2.65 (Ref # 92025M)	92025-1883	1
SHIM,T=2.70 (Ref # 92025N)	92025-1884	1
SHIM,T=2.75 (Ref # 92025O)	92025-1885	1
SHIM,T=2.80 (Ref # 92025P)	92025-1886	1
SHIM,T=2.85 (Ref # 92025Q)	92025-1887	1

2003 ZZR1200 PARTS LIST

Valve(s)

ITEM NAME	PART NUMBER	QUANTITY
SHIM,T=2.90 (Ref # 92025R)	92025-1888	1
SHIM,T=2.95 (Ref # 92025S)	92025-1889	1
SHIM,T=3.00 (Ref # 92025T)	92025-1890	1
SHIM,T=2.425 (Ref # 92025U)	92025-1982	1
SHIM,T=2.475 (Ref # 92025V)	92025-1983	1
SHIM,T=2.525 (Ref # 92025W)	92025-1984	1
SHIM,T=2.575 (Ref # 92025X)	92025-1985	1
SEAL-OIL,VSB58.558 (Ref # 92049)	92049-1218	1
SPRING,ROCKER ARM,LONG (Ref # 92144)	92144-1254	1
SPRING,ROCKER ARM,SHORT (Ref # 92144A)	92144-1255	1
SPRING,WHITE (Ref # 92145)	92145-1549	1
SHIM,T=2.375 (Ref # 92180)	92180-1058	1
SHIM,T=2.625 (Ref # 92180A)	92180-1059	1