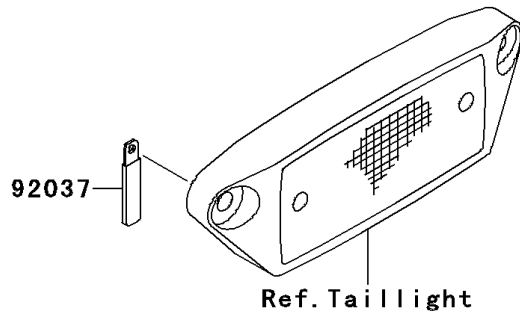
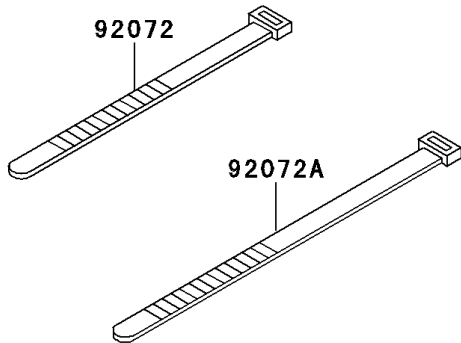
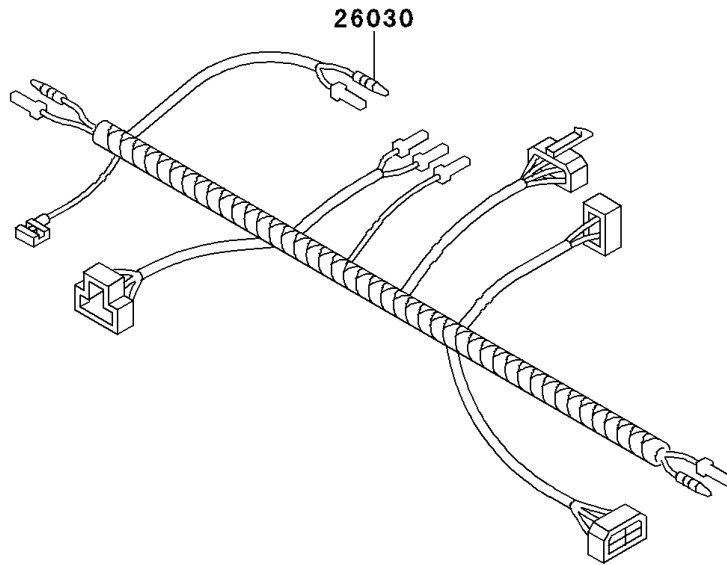
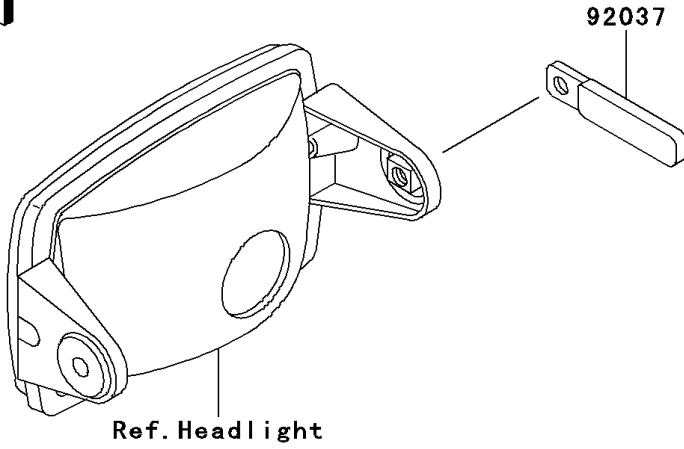


# 2000 Mojave 250 PARTS DIAGRAM

Chassis Electrical Equipment

F2760



## 2000 Mojave 250 PARTS LIST

### Chassis Electrical Equipment

ITEM NAME	PART NUMBER	QUANTITY
HARNESS,MAIN (Ref # 26030)	26030-1065	1
CLAMP,WIRING HARNESS,L=60 (Ref # 92037)	92037-1069	2
BAND,L=149 (Ref # 92072)	92072-031	10
BAND,L=188 (Ref # 92072A)	92072-1239	2