
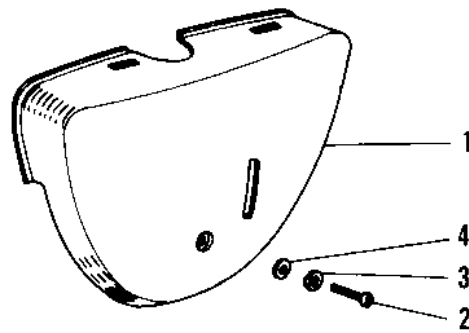


## 1969 Sidewinder PARTS DIAGRAM

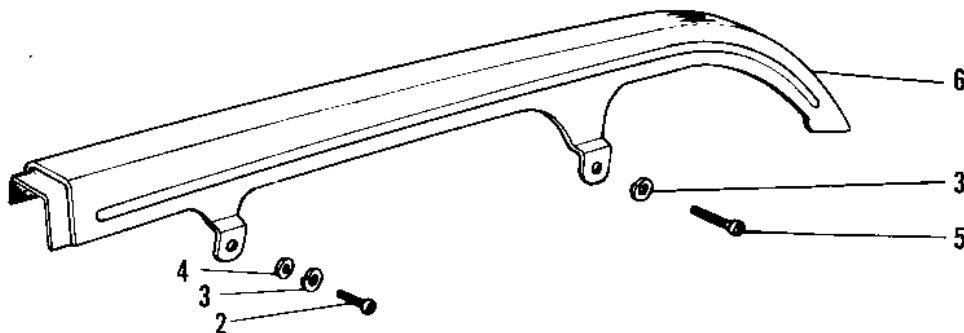
SIDE COVER/CHAIN COVER



F  
—



86



## 1969 Sidewinder PARTS LIST

SIDE COVER/CHAIN COVER

| ITEM NAME                      | PART NUMBER  | QUANTITY |
|--------------------------------|--------------|----------|
| COVER,RH SIDE,SILVER (Ref # 1) | 36007-020-1W | 1        |
| SCREW PAN HEAD 6X10 (Ref # 2)  | 220E0610     | 1        |
| WASHER SPRING 6MM (Ref # 3)    | 461F0600     | 1        |
| WASHER PLAIN 6MM (Ref # 4)     | 410B0600     | 1        |
| SCREW PAN HEAD 6X16 (Ref # 5)  | 220E0616     | 1        |
| CASE-CHAIN (Ref # 6)           | 36014-026    | 1        |
| EMBLEM SIDE COVER (Ref # 7)    | 56018-013    | 1        |