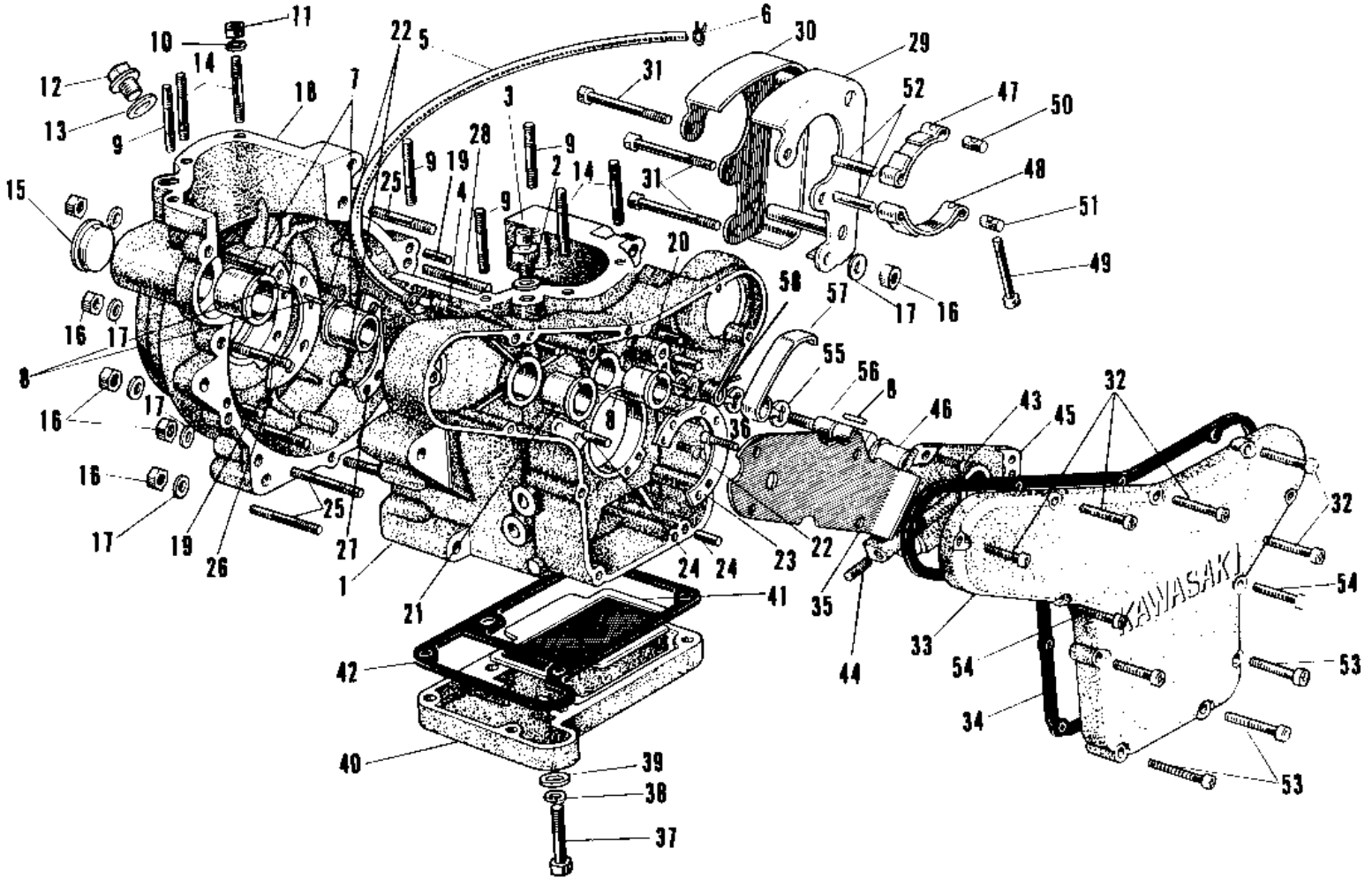
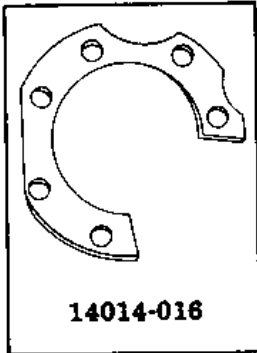


1969 Commander PARTS DIAGRAM

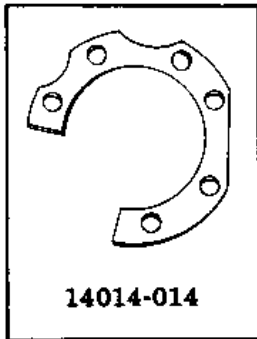
CRANKCASE



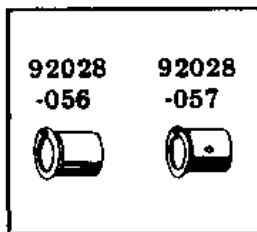
27



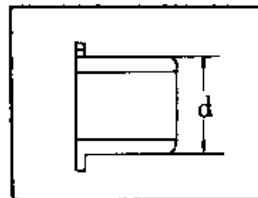
23



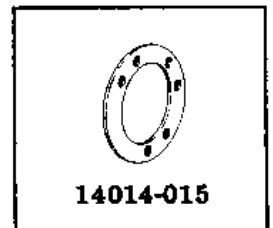
7, 20



7, 20, 21, 46



27



1969 Commander PARTS LIST

CRANKCASE

ITEM NAME	PART NUMBER	QUANTITY
CRANKCASE SET (Ref # 1,7,8,)	14001-018	1
CRANKCASE SET (Ref # 1,7,8,)	14001-019	1
GASKET CROWN NUT (Ref # 2)	92065-050	1
NIPPLE OIL PIPE FIT (Ref # 3)	16124-001	1
VALVE-BREATHER (Ref # 4)	14070-002	1
PIPE,BREATHER (Ref # 5)	92059-091	1
CLAMP BREATHER PIPE (Ref # 6)	92037-028	1
BUSH CAM SHAFT A (Ref # 7)	92028-056	1
BUSH CAM SHAFT B (Ref # 7)	92028-057	2
PIN DOWEL 3X5 (Ref # 8)	551A0305	1
STUD 10X22 (Ref # 9)	92004-021	2
WASHER PLAIN 10MM (Ref # 10)	410B1000	1
NUT,10M/M (Ref # 11)	314G1000	1
PLUG DRAIN 16MM (Ref # 12)	755C1600	1
PLUG 16MM (Ref # 12)	92067-004	1
"O" RING,14MM (Ref # 13)	670B2014	1
STUD 10X28 (Ref # 14)	92004-022	2
CAP L.H ENGINE COVER (Ref # 15)	92073-004	1
NUT,8MM (Ref # 16)	317G0800	1
WASHER PLAIN 8MM (Ref # 17)	410B0800	1
PIN DOWEL 8X16 (Ref # 19)	551A0816	1
BUSH IDLE SHAFT A (Ref # 21)	92028-058	1
SCREW CNTSNK HD 6X12 (Ref # 22)	221B0612	1
HOLDER CRANK BEARING (Ref # 23)	14014-012	3
HOLDER BEARING A (Ref # 23)	14014-013	1
HOLDER CRNK BEARING A (Ref # 23)	14014-014	1
PIN-DOWEL (Ref # 24)	92042-007	1
STUD 8X30 (Ref # 25)	172G0830	1
HOLDER BEARING B (Ref # 27)	14014-015	1

1969 Commander PARTS LIST

CRANKCASE

ITEM NAME	PART NUMBER	QUANTITY
HOLDER BEARING C (Ref # 27)	14014-016	1
STUD 8X50 (Ref # 28)	172G0850	1
UNAVAILABLE IN PRICE BOOK (Ref # 29)	14052-001	1
BRACKET L.H ENGINE (Ref # 30)	14052-002	1
BOLT HEX HEAD 8X95 (Ref # 31)	114G0895	1
BOLT,HEX HEAD,8X95 (Ref # 31)	92003-044	1
SCREW PAN HEAD 6X28 (Ref # 3)	220B0628	1
EQ PANT FLGRN/BU/GY28 (Ref # 33)	14032-028A	1
GASKET-ENGINE COVER (Ref # 34)	14046-009	1
PLATE BREATHER (Ref # 35)	14068-001	1
UNAVAILABLE IN PRICE BOOK (Ref # 36)	220A0612	1
SCREW PAN HEAD 6X12 (Ref # 36)	220B0612	1
BOLT 6X35 (Ref # 37)	110R0635	1
BOLT-HEX HEAD,6X32 (Ref # 37)	110N0632	1
WASHER SPRING 6MM (Ref # 38)	461F0600	1
WASHER PLAIN 6MM (Ref # 39)	410B0600	1
PAN OIL (Ref # 40)	16110-001	1
STRAINER OIL (Ref # 41)	16111-001	1
GASKET OIL PAN (Ref # 42)	16112-001	1
SCREW PAN HEAD 6X20 (Ref # 43)	220B0620	1
SCREW SLOTTED (Ref # 44)	291H0610	1
HOLDER IDLE SHAFT (Ref # 45)	14018-002	1
BUSH IDLE SHAFT B (Ref # 46)	92028-059	1
BAND DYNAMO CLAMP B (Ref # 47)	21063-002	1
BAND DYNAMO CLAMP A (Ref # 48)	21063-001	1
BOLT HEX HEAD 8X50 (Ref # 49)	114G0850	1
BAND END A (Ref # 50)	21056-002	1
BAND END B (Ref # 51)	21056-003	1
PIN DYNAMO CLAMP BAND (Ref # 52)	21056-004	1

1969 Commander PARTS LIST

CRANKCASE

ITEM NAME	PART NUMBER	QUANTITY
SCREW PAN HEAD 6X40 (Ref # 53)	220B0640	1
SCREW PAN HEAD 6X25 (Ref # 54)	220B0625	1
CIRCLIP 8MM (Ref # 55)	482J8000	1
PIN CHAIN TENSIONER (Ref # 56)	21056-005	1
TENSIONER CHAIN (Ref # 57)	21062-002	2
SPRING CHAIN TENSION (Ref # 58)	21065-001	1