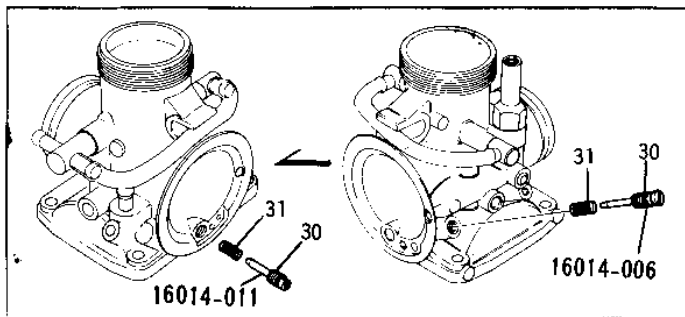
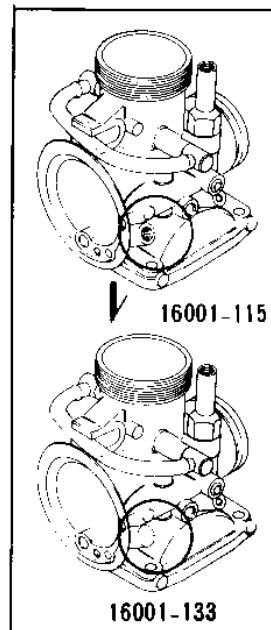
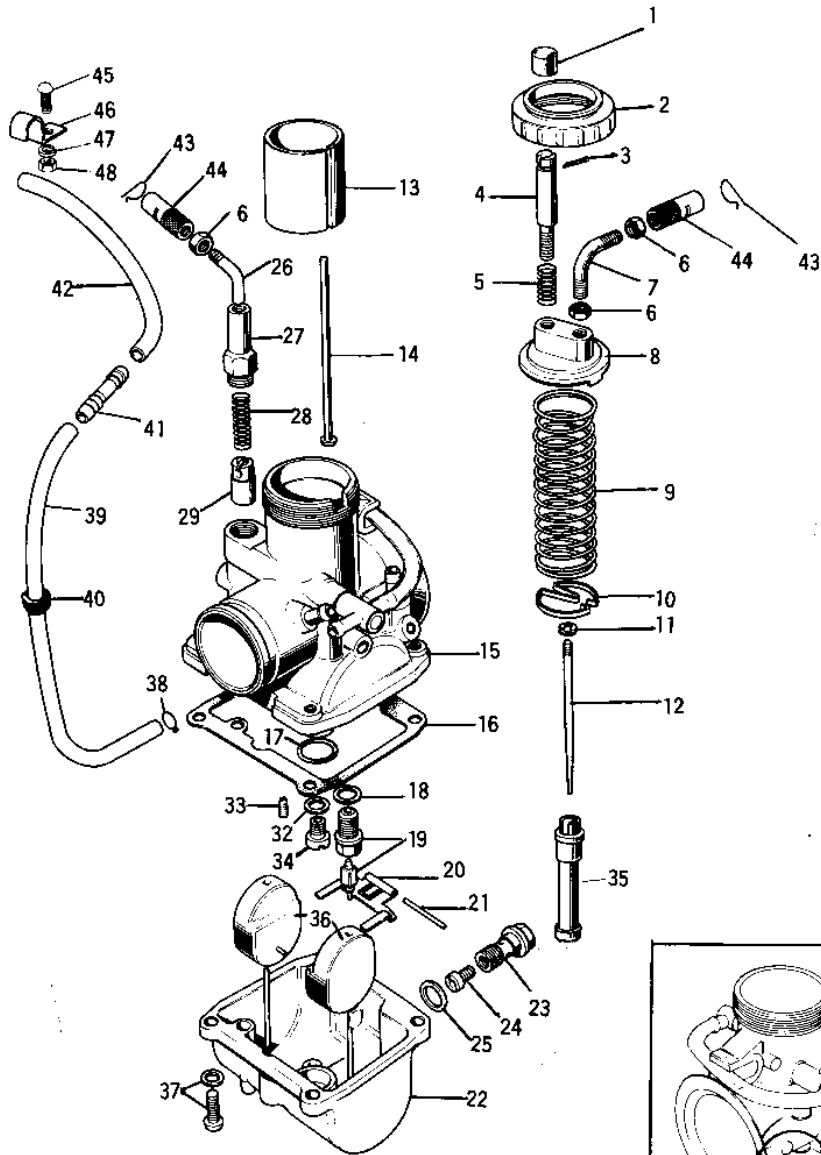


1970 Big Horn PARTS DIAGRAM

CARBURETOR



1970 Big Horn PARTS LIST

CARBURETOR

ITEM NAME	PART NUMBER	QUANTITY
CARBURETOR ASSY (Ref # 1~37)	16001-133	1
CAP THROTTLE ADJUSTER (Ref # 1)	16037-002	1
CAP-MIXING CHAMBER (Ref # 2)	16004-015	1
PIN COTTER 1.2X10 (Ref # 3)	550D1210	1
SCREW-THROTTLE STOP (Ref # 4)	16021-009	1
SPRING THR STOP SCREW (Ref # 5)	16022-005	1
NUT CABLE ADJUST LOCK (Ref # 6)	16003-004	3
CABLE GUIDE (Ref # 7)	16077-001	1
TOP-MIXING CHAMBER (Ref # 8)	16005-022	1
SPRING-THROTTLE VALVE (Ref # 9)	16006-016	1
SPRING SEAT-THRTL VLV (Ref # 10)	16007-014	1
CIRCLIP (Ref # 11)	16008-010	1
JET NEEDLE F5L-11 (Ref # 12)	16009-035	1
JET NEEDLE 5EJ8 (Ref # 12)	16009-038	(1
JET NEEDLE,5EJ11 (Ref # 12)	16009-045	1
VALVE-THROTTLE (Ref # 13)	16025-033	1
VALVE-THROTTLE,CA1.0 (Ref # 13)	16025-040	1
ROD-THROTTLE VLV STOP (Ref # 14)	16024-008	1
GASKET-FLOAT CHAMBER (Ref # 16)	16019-015	1
'V' RING (Ref # 17)	92055-042	1
WASHER FLOAT VLV SEAT (Ref # 18)	16029-004	1
FLOAT VALVE ASSY (Ref # 19)	16030-013	1
FLOAT ARM (Ref # 20)	16140-001	1
FLOAT PIN (Ref # 21)	16032-005	1
BOLT-BANJO (Ref # 23)	92001-097	1
JET-MAIN NO 132.5R (Ref # 24)	92063-103	1
GASKET-BANJO BOLT (Ref # 25)	16034-005	1
CABLE GUIDE (Ref # 26)	16077-005	1
CAP-STARTER PLUNGER (Ref # 27)	16012-013	1

1970 Big Horn PARTS LIST

CARBURETOR

ITEM NAME	PART NUMBER	QUANTITY
SPRING-PLUNGER (Ref # 28)	16013-003	1
PLUNGER-ENRICHNER (Ref # 29)	16016-002	1
SCREW (Ref # 30)	16014-006	1
SCREW-PILOT AIR ADJST (Ref # 30)	16014-011	1
SPRING-THR STOP SCREW (Ref # 31)	16022-007	1
WASHER MAIN JET (Ref # 32)	16034-001	1
JET-PILOT NO 35 (Ref # 33)	92064-023	1
PILOT JET,#12.5 (Ref # 33)	92064-033	1
MAIN JET NO 2.4R (Ref # 34)	92063-102	1
NEEDLE JET 0-8 (Ref # 35)	16017-042	1
FLOAT (Ref # 36)	16031-1062	(2)
FLOAT (Ref # 36)	16031-1062	2
SCREW-PAN-WS-CROS (Ref # 37)	223B0414	4
CLAMP FUEL PIPE (Ref # 38)	92037-010	1
PIPE (Ref # 39)	92059-065	1
GROMMET PIPE (Ref # 40)	92071-038	1
NIPPLE (Ref # 41)	92005-003	1
PIPE OIL TANK (Ref # 42)	92059-002	1
CIRCLIP (Ref # 43)	92036-018	2
CABLE ADJUSTER (Ref # 44)	16002-007	2
SCREW PAN HEAD 6X14 (Ref # 45)	220B0614	1
CLAMP CABLE (Ref # 46)	92037-020	1
WASHER SPRING 6MM (Ref # 47)	461F0600	1
NUT 6MM (Ref # 48)	311B0600	1