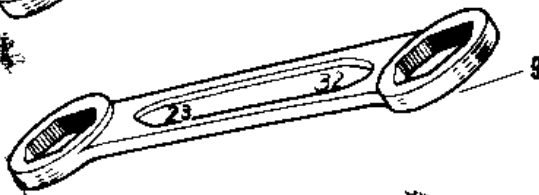
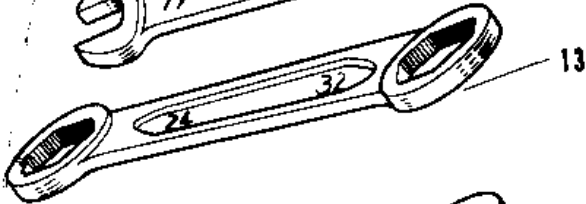


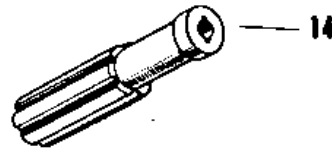
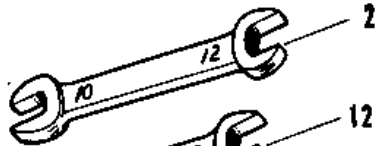

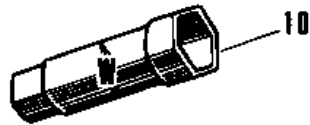
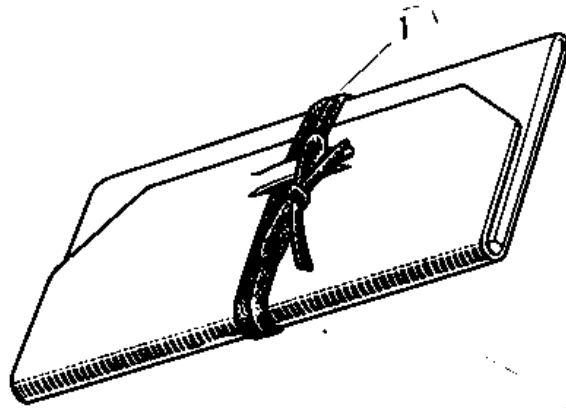


# 1969 Samurai PARTS DIAGRAM

## TOOLS



# 1969 Samurai PARTS LIST

## TOOLS

ITEM NAME	PART NUMBER	QUANTITY
UNAVAILABLE IN PRICE BOOK (Ref # 1~10)	56007-008	N/
BAG,TOOL (Ref # 1)	56008-008	1
UNAVAILABLE IN PRICE BOOK (Ref # 2)	960B1012	1
UNAVAILABLE IN PRICE BOOK (Ref # 3)	960B1417	1
UNAVAILABLE IN PRICE BOOK (Ref # 4)	960B1921	1
92112-003 (Canada) (Ref # 5)	92112-001	1
TOOL-DRIVER (Ref # 6)	92107-1052	1
SCREW DRIVER #3 PHLIP (Ref # 7)	92107-005	1
UNAVAILABLE IN PRICE BOOK (Ref # 8)	92106-003	N/
UNAVAILABLE IN PRICE BOOK (Ref # 9)	92109-001	N/
UNAVAILABLE IN PRICE BOOK (Ref # 10)	92110-004	N/
UNAVAILABLE IN PRICE BOOK (Ref # 1~7 11)	56007-012	1
92110-012 (Canada) (Ref # 11)	92110-008	1
UNAVAILABLE IN PRICE BOOK (Ref # 12)	960B1013	1
WRENCH BOX 24X32 (Ref # 13)	92109-002	1
92106-1001 (Canada) (Ref # 14)	92106-002	1