

## 1990 Zephyr™ 550 PARTS DIAGRAM

Tire

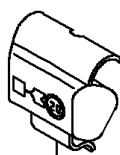
F2210



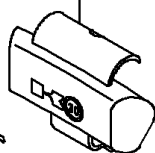
41075



41075A



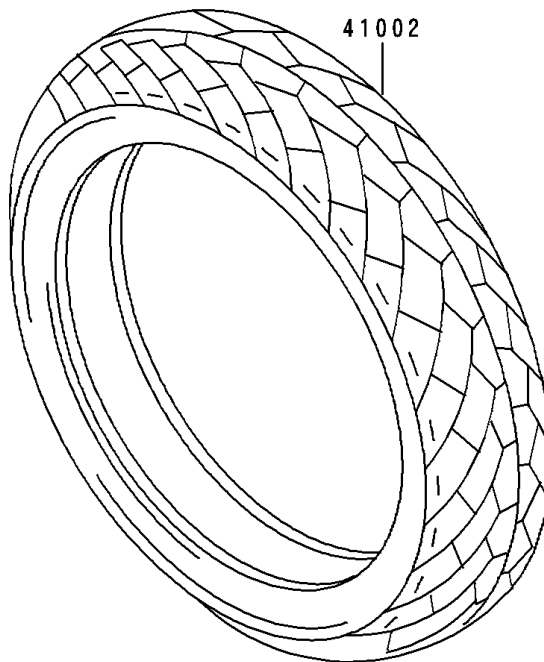
41075B



16126




41002



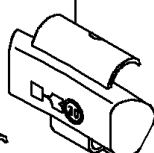
41075



41075A



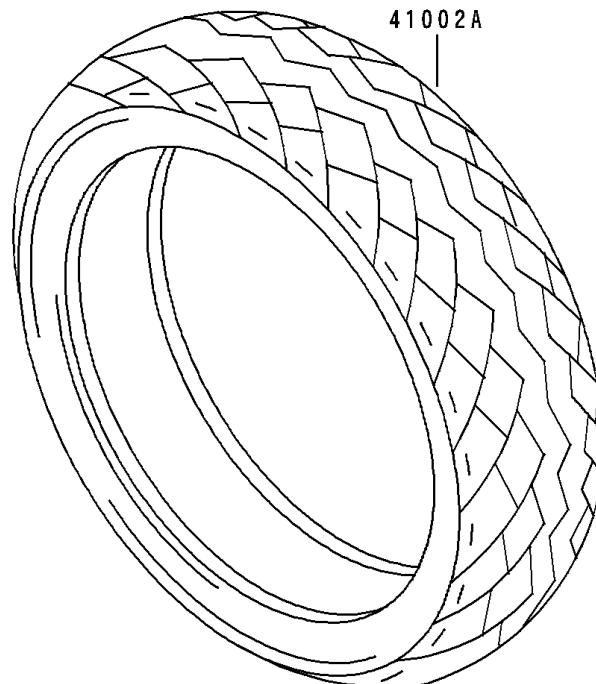
41075B



16126



41002A



## 1990 Zephyr™ 550 PARTS LIST

Tire

ITEM NAME	PART NUMBER	QUANTITY
VALVE,TIRE (Ref # 16126)	16126-1140	1
TIRE,FR,110/80-17 57H,G547E(BS (Ref # 41002)	41002-1834	1
TIRE,RR,140/70-18 67H,G548F(BS (Ref # 41002A)	41002-1835	1
BALANCER-WHEEL,10G,SILVER (Ref # 41075)	41075-1014	1
BALANCER-WHEEL,20G,SILVER (Ref # 41075A)	41075-1015	1
BALANCER-WHEEL,30G,SILVER (Ref # 41075B)	41075-1016	1