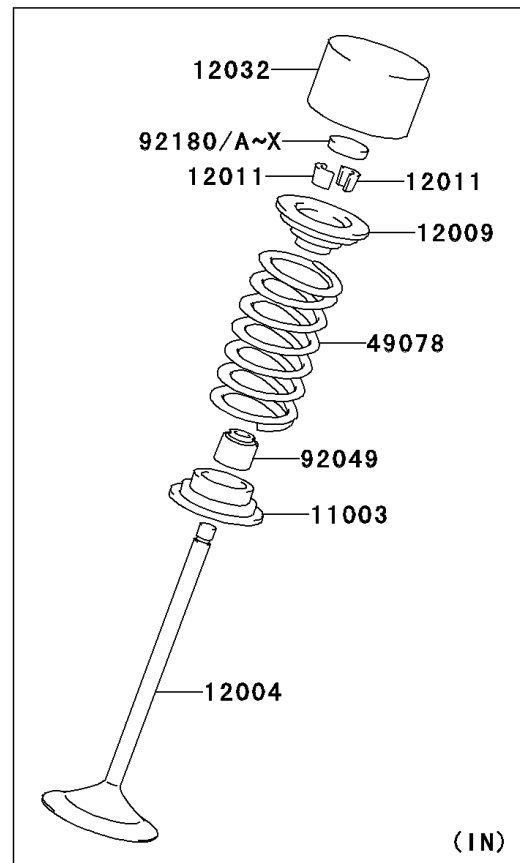
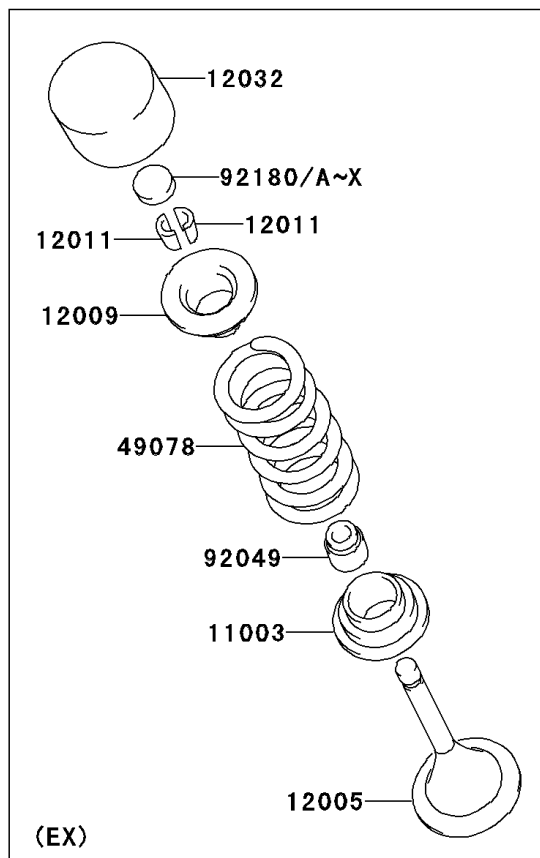
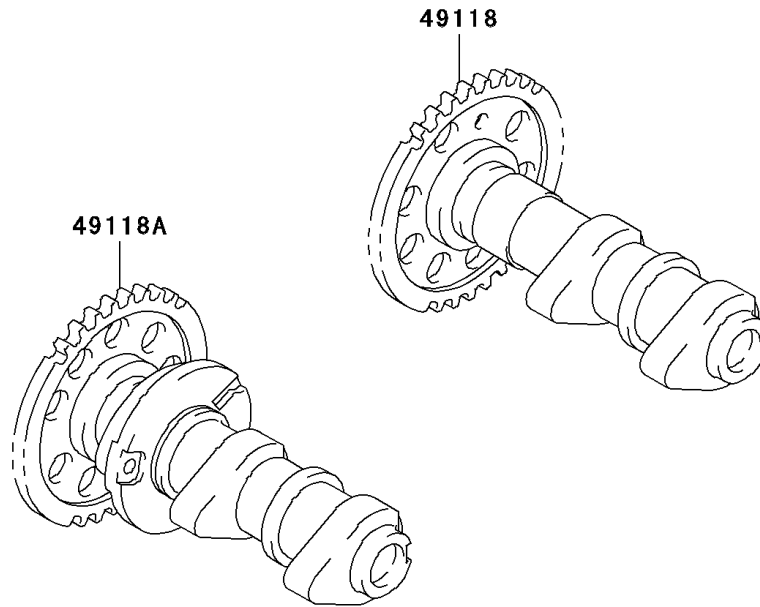


2006 KFX®400 PARTS DIAGRAM

Valve(s)/Camshaft(s)

E1211



2006 KFX®400 PARTS LIST

Valve(s)/Camshaft(s)

ITEM NAME	PART NUMBER	QUANTITY
SEAT-VALVE (Ref # 11003)	11003-S003	1
VALVE-INTAKE (Ref # 12004)	12004-S004	1
VALVE-EXHAUST (Ref # 12005)	12005-S004	1
RETAINER-VALVE SPRING (Ref # 12009)	12009-S005	1
COLLET,VALVE (Ref # 12011)	12011-S003	1
TAPPET (Ref # 12032)	12032-S001	1
SPRING-ENGINE VALVE (Ref # 49078)	49078-S004	1
CAMSHAFT-COMP,INTAKE (Ref # 49118)	49118-S005	1
CAMSHAFT-COMP,EXHAUST (Ref # 49118A)	49118-S016	1
SEAL-OIL,OIL (Ref # 92049)	92049-S006	1
SHIM,T=2.30 (Ref # 92180)	92180-S018	1
SHIM,T=2.35 (Ref # 92180A)	92180-S019	1
SHIM,T=2.40 (Ref # 92180B)	92180-S020	1
SHIM,T=2.45 (Ref # 92180C)	92180-S021	1
SHIM,T=2.50 (Ref # 92180D)	92180-S022	1
SHIM,T=2.55 (Ref # 92180E)	92180-S023	1
SHIM,T=2.60 (Ref # 92180F)	92180-S024	1
SHIM,T=2.65 (Ref # 92180G)	92180-S025	1
SHIM,T=2.70 (Ref # 92180H)	92180-S026	1
SHIM,T=2.75 (Ref # 92180I)	92180-S027	1
SHIM,T=2.80 (Ref # 92180J)	92180-S028	1
SHIM,T=2.85 (Ref # 92180K)	92180-S029	1
SHIM,T=2.90 (Ref # 92180L)	92180-S030	1
SHIM,T=2.95 (Ref # 92180M)	92180-S031	1
SHIM,T=3.00 (Ref # 92180N)	92180-S032	1
SHIM,T=3.05 (Ref # 92180O)	92180-S033	1
SHIM,T=3.10 (Ref # 92180P)	92180-S034	1
SHIM,T=3.15 (Ref # 92180Q)	92180-S035	1
SHIM,T=3.20 (Ref # 92180R)	92180-S036	1

2006 KFX®400 PARTS LIST

Valve(s)/Camshaft(s)

ITEM NAME	PART NUMBER	QUANTITY
SHIM,T=3.25 (Ref # 92180S)	92180-S037	1
SHIM,T=3.30 (Ref # 92180T)	92180-S038	1
SHIM,T=3.35 (Ref # 92180U)	92180-S039	1
SHIM,T=3.40 (Ref # 92180V)	92180-S040	1
SHIM,T=3.45 (Ref # 92180W)	92180-S041	1
SHIM,T=3.50 (Ref # 92180X)	92180-S042	1