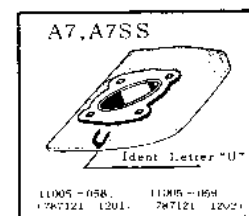
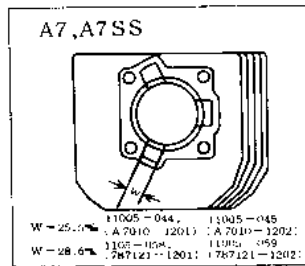
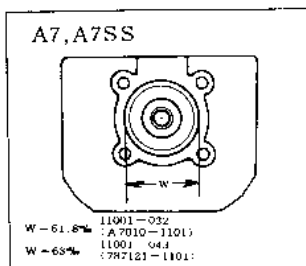
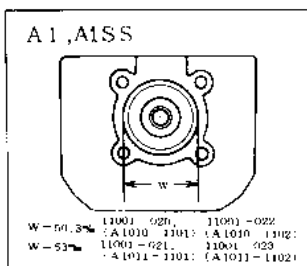
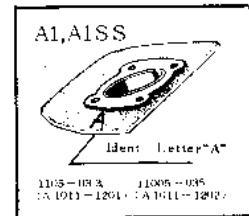
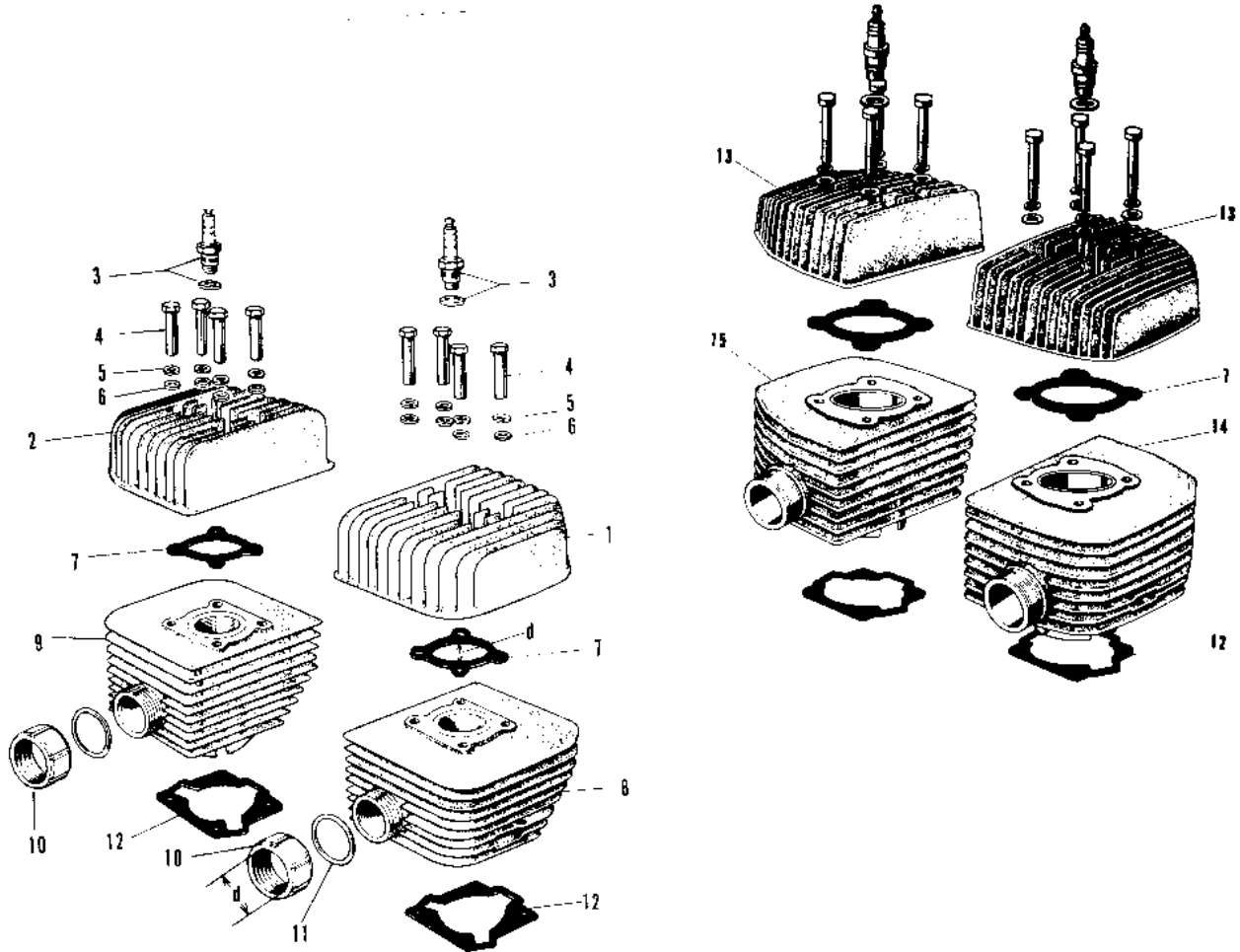


## 1969 A1 PARTS DIAGRAM

CYLINDER HEAD/CYLINDER



## 1969 A1 PARTS LIST

### CYLINDER HEAD/CYLINDER

ITEM NAME	PART NUMBER	QUANTITY
L.H. CYLINDER HEAD (Ref # 1)	11001-020	1
CYLINDER HEAD L.H (Ref # 1)	11001-021	1
L.H. CYLINDER HEAD (Ref # 2)	11001-022	1
CYLINDER HEAD R.H (Ref # 2)	11001-023	1
SPARK PLUGS B8HC (Ref # 3)	92070-010	1
SPARK PLUG B8HS (Ref # 3)	B8HS	1
SPARK PLUG B9HS (Ref # 3)	B9HS	1
NUT 8MM (Ref # 4)	92015-020	1
WASHER SPRING 12MM (Ref # 5)	461F1200	1
WASHER PLAIN 12MM (Ref # 6)	92022-072	1
GASKET CYLINDER HEAD (Ref # 7)	11004-023	1
CYLINDER L.H (Ref # 8)	11005-033	1
CYLINDER R.H (Ref # 9)	11005-035	1
CLAMP EXHAUST PIPE (Ref # 10)	18069-033	1
GASKET EXHAUST PIPE (Ref # 11)	18067-008	1
GASKET CYLINDER BASE (Ref # 12)	11009-023	1